



District Report Card: 2017


State: Uttarakhand	District: Rudraprayag
Class: 8	Subject: Language
Schools: 51	Students: 1099


Participation/Coverage


Students

 GENDER	Boys		Girls	
	Number	%	Number	%
	526	47.86	573	52.14

 AREA	Rural		Urban	
	Number	%	Number	%
	1099	100.00	0	0.00

 CATEGORY	SC		ST		OBC		GEN	
	Number	%	Number	%	Number	%	Number	%
	377	34.30	0	0.00	20	1.82	702	63.88

 CWSN	LD	VI	HI	S&LD	ID	Oth
	0	0	2	3	1	2

 Management	Government		Government-aided	
	Number	%	Number	%
	963	87.63	136	12.37

Average Performance of Students in Language (%)

Overall	Gender		Area		Management		Social Group			
	Male	Female	Rural	Urban	Govt.	Aided	SC	ST	OBC	GEN
63.06	62.74	63.36	63.06	0.00	62.70	65.64	58.04	0.00	48.67	66.17

Performance on Learning Outcomes (LOs)

Learning Outcomes	Description	Average Performance(%)
L813	Read textual/non-textual materials with comprehension and identifies the details, characters, main idea and sequence of ideas and events while reading	63.06

Range of Performance of Students who Answered Correctly							
Below 30%		30% - 50%		50% - 75%		Above 75%	
Number	%	Number	%	Number	%	Number	%
74	6.73	197	17.93	526	47.86	302	27.48

Lowest Performing Learning Outcomes (LOs)

1 - Read textual/non-textual materials with comprehension and identifies the details, characters, main idea and sequence of ideas and events while reading (63.06)